

ScopeLok™ Connection

❑ Ease of assembly and disassembly

- Simplified Installation and Maintenance
- Faster Repairs and Modifications
- Major reduction in studs, nuts, ring gaskets

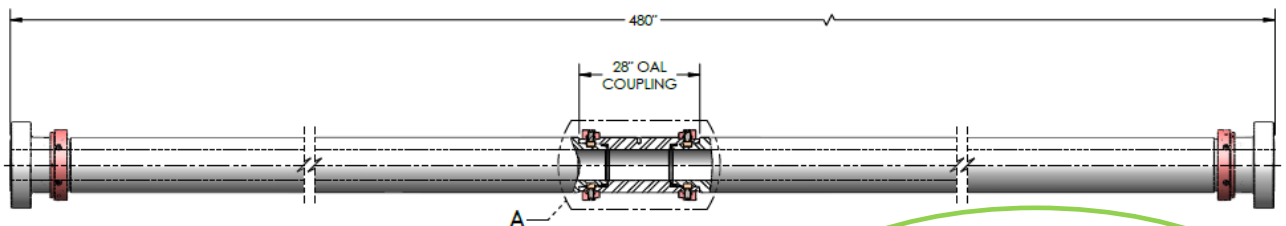
❑ Enhanced flexibility and adaptability

- Future-Proofing: Design with swappable flanges

❑ Improved safety and transportation cost

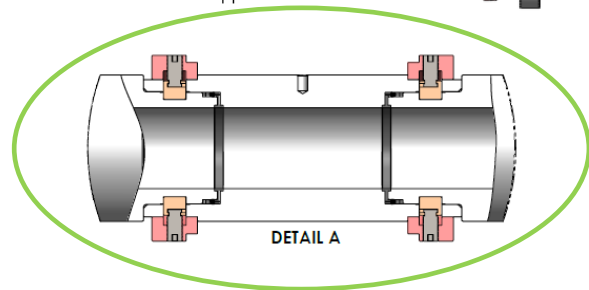
- Avoid mobilizing the entire 10 or 20-footer for repair or maintenance

Meet our Patent pending **ScopeLok**, a revolutionary system that will replace the conventional flanged spool assembly simplifying your operations




Features

- ❑ Available for 3-1/16" 10k / 15K and 7-1/16" 10K / 15K connections
- ❑ Rotating flanges for mating hole alignment
- ❑ Major reduction in flanged connections
- ❑ Reduces man-hours for on-site assembly



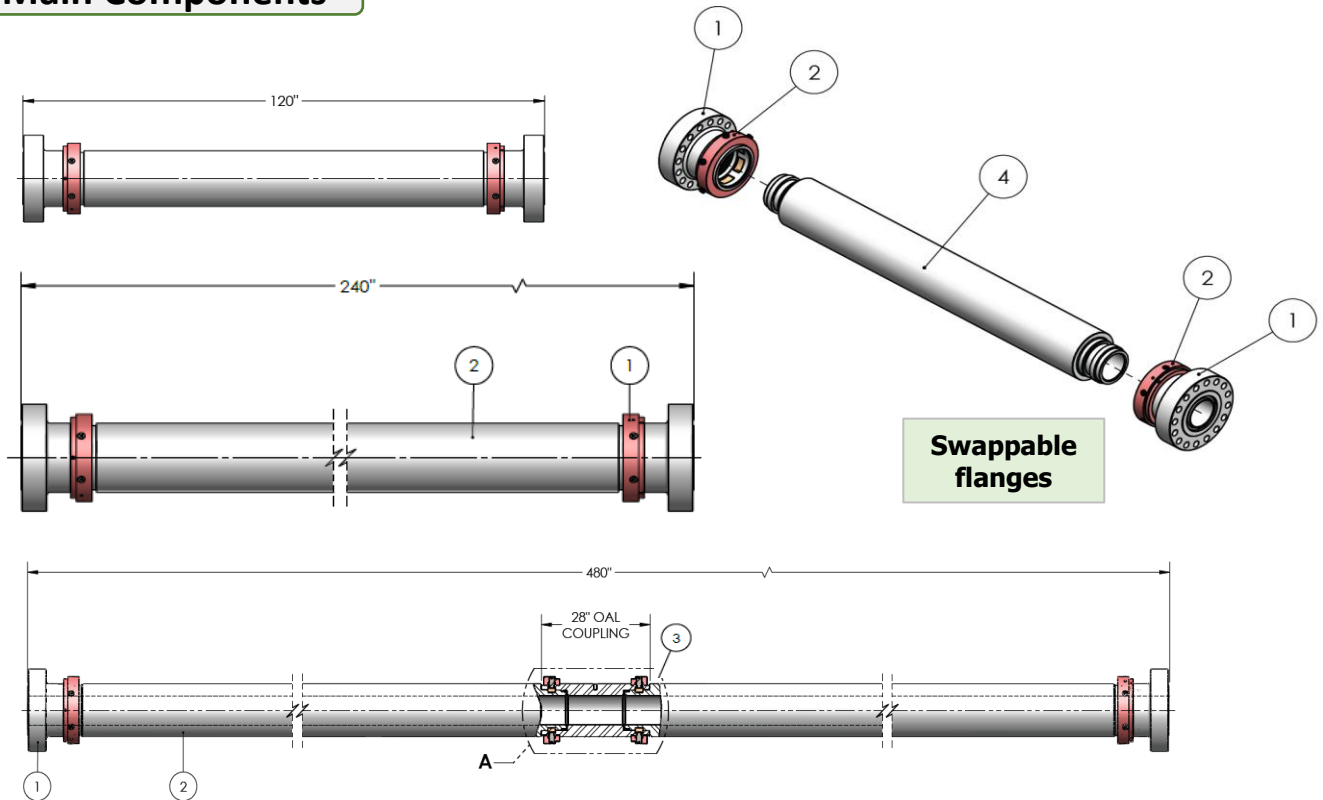
Technical Specs



- ❑ Flange Connection: API 6A standard
- ❑ Bore Sizes: 3.06" – 7.06"
- ❑ Range: 3"-10K/15K – 7"-10K/15K
- ❑ Mat'l / Trim: Grade 4140 110K
- ❑ Seal Tech: Pressure Energized Glass filled PTFE / MoS2
- ❑ Insp / Test Criteria: API 6A, PSL3

ScopeLok™ Connection

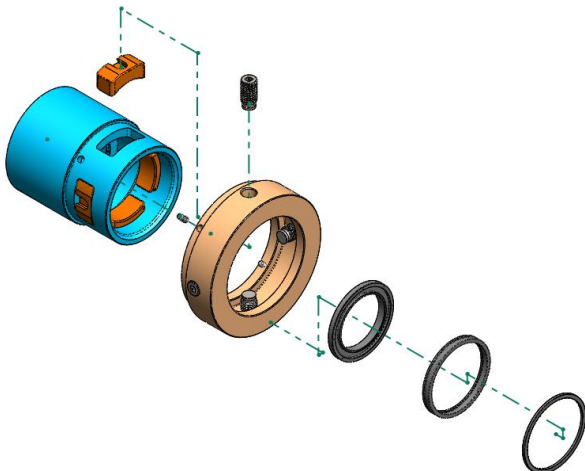
Main Components



Item	Description	Qty	Material	Weight (#)
1	SCOPELOK, 7.06"-15M, FLANGE X 7.06"-15M FEMALE SCOPELOK	2	4140 - 110K min Yield	547
2	SCOPELOK ADAPTER 7-15K MALE ENDS X 225" OAL.	2	4140 - 110K min Yield	5,499
3	ASSEMBLY COUPLING 15K FEMALE SCOPELOK X 15K FEMALE SCOPELOK	1	4140 - 110K min Yield	707

* 40-footer assembly

ScopeLok BOM



Item	Description	Qty
1	SCOPELOK FEMALE CONNECTOR	1
2	SCOPELOK COLLAR	1
3	SCOPELOK INSERTS	4
4	SCOPELOK PIN	4
5	J-RING	1
6	SEAL	1
7	BACK-UP RING	1
8	SET SCREW FLAT TIP	4